

Dear Parents and Incoming Kindergartners,

Welcome to Kindergarten at St. Joseph School! We are so excited to begin this next school year with you all! We are going to have a very exciting academic year, where your child will learn how to strengthen their skills in reading, writing, and mathematics. They will also grow together spiritually and socially, learning how to work as a team and support one another in many positive ways.

In order to ensure your child continues to prepare for this next school year, we are highly recommending your child completes as much (if not all) of our summer packet. These pages will help your child strengthen what they learned in Pre-K with letter writing, letter recognition, number identification, number writing, and phonemic awareness. We would love to see these packets completed and returned to us on the first day of school. If you have any questions concerning this, please email me at dimauro@stjosephbristol.org

We hope to see you all at our Kindergarten orientation night in August (more information on this will be sent out over the summer). For those that wish to purchase school supplies, I have attached our list of supplies that must be purchased through the school, versus the supplies you may purchase on your own. Again, if you have any questions, please feel free to email me or call the school office. Thank you all and I hope you have a fabulous summer! I will see you in August!

Sincerely,
Mrs. Jennifer DiMauro

Kindergarten Supply List

***Every Kindergarten student must purchase the following mandatory items.**

<u>Supply Item</u>	<u>Price</u>
Folder	\$1.00
Writing Journal	\$1.00
Scholastic Magazine	\$20.00
Total	\$22.00

***For students who wish to purchase the rest of supplies through the school.**

<u>Supply Item</u>	<u>Price</u>
2 Pencils	\$1.00
Large eraser	\$1.00
Pencil/Crayon pouch	\$2.50
16 Pack of Crayons	\$2.50
12 Pack of Colored Pencils	\$3.50
2 Glue sticks	\$2.00
Scissors	\$2.50
Total	\$15.00

***If you are able, please send in a tissue box and a hand sanitizer for us to place in the classroom for the students.**

Getting To Know Your Child

Help me learn all I need to know to help your child
have an enjoyable and successful year.

Your Child's Name: _____

What does your child prefer to be called: _____

Your child's favorite things

Color: _____

Books: _____

Toys: _____

Other favorite things: _____

Name of Parents: _____

Address: _____

Email address (mom): _____


Email address (dad): _____

Birthday: _____

Phone #(mom): _____ Phone #(dad): _____

What are some things your child does NOT enjoy?

What are some things you would like me to know about your child?



Your child learns best by: _____

Did your child attend preschool:

YES

NO

If yes, what preschool did they attend? _____

Are there things you would like me to know about your family? (i.e. culture, activities your family enjoys doing together ...)

Are there any holidays that your family does not celebrate?

How many children are living in your home, and what are their names and ages?

What are your hopes for your child this year?

Thank you for introducing me to your child. With your help, I know this is going to be a wonderful year!

Match Uppercase and Lowercase Letters

Directions: Say the letter names in each box.
Draw lines to match the uppercase letters and lowercase letters.

UPPERCASE LETTERS	LOWERCASE LETTERS
A	c
B	a
C	b
D	e
E	f
F	d
G	h
H	i
I	g
J	m
K	l
L	k
M	j

Alphabet

Directions: Say the letter names in each box.
Draw lines to match the uppercase letters and lowercase letters.

UPPERCASE LETTERS	LOWERCASE LETTERS
N	o
O	p
P	n
Q	r
R	s
S	q
T	u
U	v
V	t
W	x
X	y
Y	z
Z	w


Match Uppercase and Lowercase Letters

Directions: Write the lowercase letter that goes with the uppercase letter.

1. b d p B	2. a c o O	3. b d p D
4. u v y V	5. c e f E	6. c e p C
7. k d r R	8. i j q J	9. d p q P
10. h i l L	11. s v z Z	12. v x y X
13. c s z S	14. o p q Q	15. f t p T

Alphabet

Directions: Write the lowercase letter that goes with the uppercase letter.


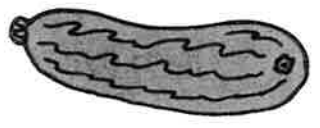


16. v _____ x Y _____ y _____	17. a _____ o A _____ v _____	18. m _____ n N _____ r _____
19. f _____ h H _____ k _____	20. u _____ v W _____ w _____	21. i _____ j I _____ t _____
22. f _____ k F _____ t _____	23. a _____ u U _____ v _____	24. g _____ p G _____ q _____
25. m _____ n M _____ w _____	26. f _____ h K _____ k _____	

Directions: Write your name on the line below.

ame

Eat Up! Drink Up!

Draw a line from each food or drink to its beginning letter.



h

c

i

w


g

n

f

p

z



b

t

y

j

m

r

d

k

s

Write the uppercase alphabet.



Example

A

B


C

D

F




F



Write the lowercase alphabet.



Example



a b c d e

f

g



Write the uppercase alphabet.




Write the lowercase alphabet

Write the lowercase alphabet.





ant





Trace and write.




Stroke descriptions to guide numeral formation at home:

1. Pull down straight.




1. Curve forward, slant left. Slide right.






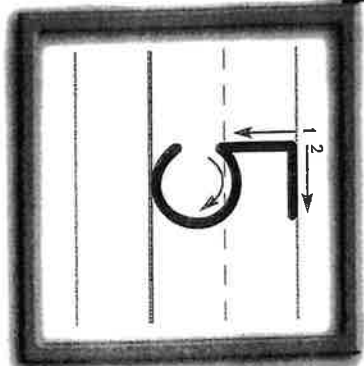

Trace and write.

3 3




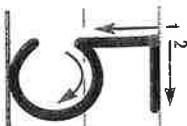


4 4





Trace and write.



Stroke descriptions to guide numeral formation at home:




1. Pull down straight. Circle forward. Lift.
2. Slide right.



1. Curve down, curve up and around.






Trace and write.



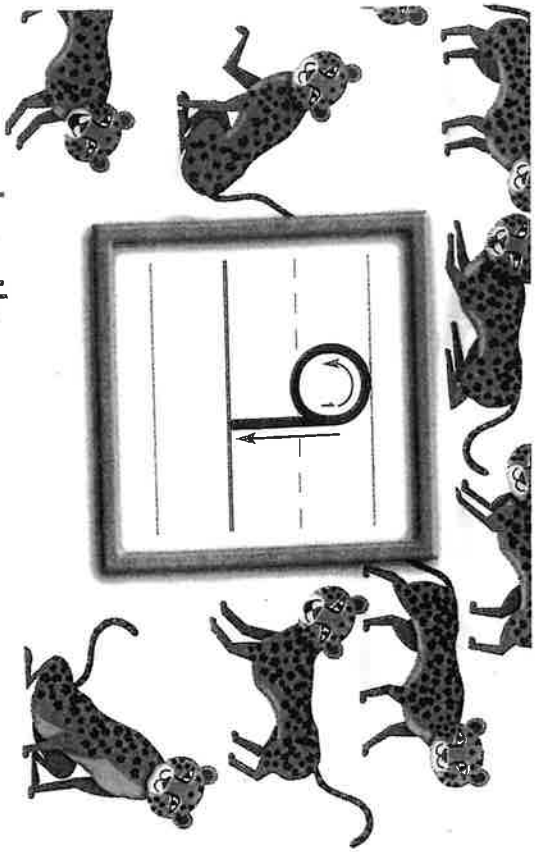
Stroke descriptions to guide numeral formation at home:





1. Slide right. Slant left.



1. Curve back; curve forward; slant up.



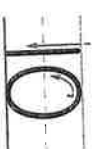
Trace and write.



Stroke descriptions to guide numeral formation of home:



1. Circle back all the way around.
Pull down straight.



1. Pull down straight. Lift.
2. Curve down; curve up.

