

Dear Parents,

Welcome to First Grade at St. Joseph School! I am looking forward to the upcoming school year. You will be amazed to see how much your child learns and grows as the year progresses. Many concepts will be taught such as: how to read fluently, write stories, add, subtract, problem solve, count money, tell time and the list goes on and on. I will not only be teaching your child academically, but spiritually and socially as well. It is so important for your child to love God and others, too!

All students are required to read this summer. **First Graders can read books of their choice.** (The attached reading list has suggested books, but they are not required.) Please record the titles and authors of books read in the summer reading journal your child made in art class. Your child may read as many books as he/she would like over the vacation. Return the reading journal on the first day of school with your child's name on it. Please also write the **total amount of books read** next to his/her name. In addition to reading, it would be beneficial to **review the letters of the alphabet, the sounds they make, and beginning sight words** before school begins. Kindergarten sight words are listed on the Vocabulary Spelling City website which helps students learn spelling and vocabulary words while having fun at the same time. Simply go to <http://www.spellingcity.com/Grade1R/>. You will only be allowed to complete the Free Activities. (Please search for Kindergarten sight word lists. You will need to scroll down to the beginning of my lists.) **Please also refer to the attached list of beginning sight words and practice reading if needed. Review math, sentence writing and other kindergarten skills by completing the summer packet attached to this letter.**

So that all the children have the same supplies at the start of the school year, I am asking that you purchase them through our school store in August. More information regarding this will follow before school begins. If you have any questions or concerns, please do not hesitate to contact me at [roy@stjosephbristol.org](mailto:roy@stjosephbristol.org). Working together is the key to making the year a success. I will do everything I can to make First Grade an enjoyable learning experience for your little one. Enjoy your summer vacation!

Sincerely,  
Mrs. Catherine Roy



*The Rainbow Fish and the Big Whale*

*The Christmas Star*

*The Little Engine That Could*

*The Tale of Peter Rabbit*

*The Balloon Farm*

*Curious George*

*The Dog Who Had Kittens*

*Surprise Soup*

*Eggbert*

*A Day Without Crayons*

*Spaghetti Eddie*

*A Symphony of Whales*

*Where the Wild Things Are*

*The Cat in the Hat*

*The Giving Tree*

*Miss Bindergarten Celebrates 100th Day*

*Little Mouse Gets Ready*

*Caps for Sale*

*Chato's Kitchen*

*Katie and the Night Noises*

*Ira Sleeps Over*

*Farmer Duck*

*Apples*

*The Little Old Lady Who Was Not Afraid of Anything*

*Mortimer's First Garden*

*The Christmas Miracle of Jonathan Toomey*

*Harry the Dirty Dog*

Pfister, Marcus

Pfister, Michelle

Piper, Watty.

Potter, Beatrix

Potter, Harvey

Rey, H.A.

Robertas, Polly

Rodman, Mary Ann

Ross, Tom

Rusch, Elizabeth

SanAngela, Ryan

Schuch, Steve

Sendak, Maurice

Seuss, Dr.

Silverstein, Shel

Slate, Joseph

Smith, Jeff

Solbodkina, Esphyr

Soto, Gary

Sweeney, Jacqueline

Waber, Bernard.

Wadell, Martin

Wallace, Nancy

Williams, Linda

Wilson, Karma

Wojciechowski, Susan

Zion, Gene

## Poetry/Songs

*Goody O'Grumpity*

*All the Colors of the Earth*

*I Know an Old Lady Who Swallowed a Fly*

*One World, One Day*

*Who Stole the Cookies*

*Poetry*

*Red Sings from Treetops: A Year in Color*

*Rainsong/Snowsong*

*Eric Carle's Animals, Animals*

*Here's a Little Poem: A Very First Book of Poetry*

Brink, Carol Ryrice

Hamanaka, Sheila

Jackson, Alison

Kerley, Barbara

Moffatt, Judith

Prelusky, Jack

Sidman, Joyce

Sturges, Philomel

Whipple, Laura (Compiled by)

Yolen, Jane

## Nonfiction

*Abe Lincoln's Hat*

*Check It Out: A Book about Libraries*

*Compost: Growing Gardens from Your Garbage*

*Our Father, The Prayers Jesus Taught*

*Martin L. King*

*Listen to the Wind: The Story of Dr. Greg and the Three Cups of Tea*

*Martin L. King Day*

*Work*

(Children of Korphe, Pakistan describe their world and how they worked with an American to build a school for their village)

Brenner, Martha

Gibbons, Gail

Glaser, Linda

Joslin, Mary

King, Coretta

Lopez, Rafael

Lowery, Linda

Morris, Ann

Mortenson, Greg and Roth, Susan L

# HMH Into Reading-High Frequency Words at a Glance-Kindergarten

Module 1: the, see, a, I

Module 2: to, by, my, am, at, go, is, man, no, can, you, and

Module 3: an, has, it, he, she, go, did, in, put, me, sits, with

Module 4: big, good, his, very, got, here, of, on, are, lot, not,  
was, be, do, had, ten


Module 5: but, look, up, want, for, her, him, us, help, they,  
too, yes, have, six, some, we

Module 6: get, hot, or, where, come, from, if, stop, as, our,  
red, that, cut, must, said, when

Module 7: down, off, so, will, back, let, were, what, could, now,  
then, this, tell, well, who, your

Module 8: know, out, some, take, many, right, home, like,  
keep, made, why, would, all, into, make, time

# Kindergarten Summer Review



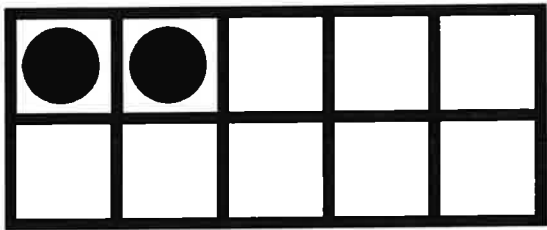
Name: \_\_\_\_\_

Name: \_\_\_\_\_



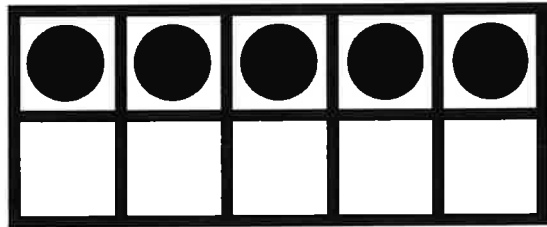
# Ten Frames

Directions: Count the dots on each ten frame.  
Write the number.




2


\_\_\_\_\_



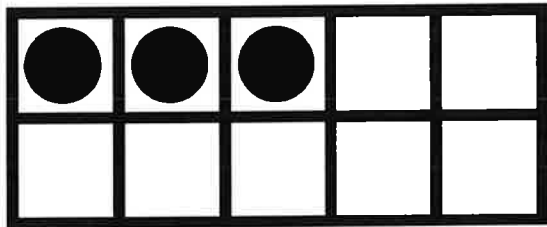
\_\_\_\_\_




\_\_\_\_\_



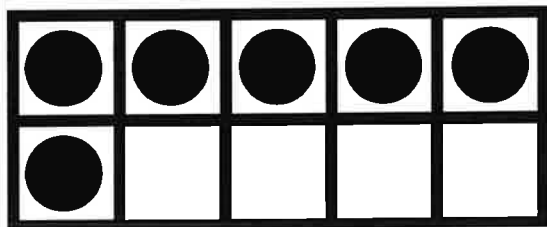
\_\_\_\_\_




\_\_\_\_\_




\_\_\_\_\_



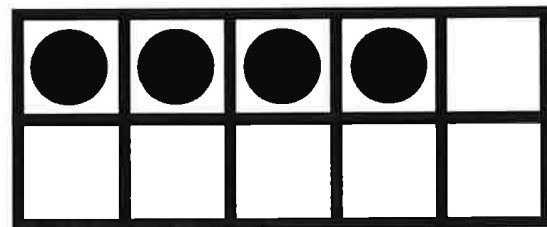
\_\_\_\_\_



\_\_\_\_\_



\_\_\_\_\_





\_\_\_\_\_

Name: \_\_\_\_\_

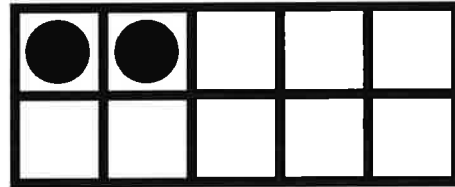



# Ten Frames

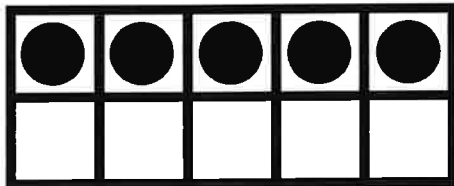

Directions: Count the dots on each double ten frame. Write the number.





16





\_\_\_\_\_





\_\_\_\_\_



\_\_\_\_\_



\_\_\_\_\_



\_\_\_\_\_



Name: \_\_\_\_\_




# Ten Frames

Directions: Count the dots on each double ten frame. Write the number.

<table border="1"><tbody><tr><td>●</td><td>●</td><td>●</td><td>●</td><td>●</td></tr><tr><td>●</td><td>●</td><td>●</td><td>●</td><td>●</td></tr></tbody></table> <table border="1"><tbody><tr><td>●</td><td>●</td><td>●</td><td>●</td><td>●</td></tr><tr><td></td><td></td><td></td><td></td><td></td></tr></tbody></table> <p>15</p>	●	●	●	●	●	●	●	●	●	●	●	●	●	●	●						<table border="1"><tbody><tr><td>●</td><td>●</td><td>●</td><td>●</td><td>●</td></tr><tr><td>●</td><td>●</td><td>●</td><td>●</td><td>●</td></tr></tbody></table> <table border="1"><tbody><tr><td>●</td><td>●</td><td>●</td><td>●</td><td>●</td></tr><tr><td>●</td><td>●</td><td></td><td></td><td></td></tr></tbody></table> <p>_____</p>	●	●	●	●	●	●	●	●	●	●	●	●	●	●	●	●	●			
●	●	●	●	●																																					
●	●	●	●	●																																					
●	●	●	●	●																																					
●	●	●	●	●																																					
●	●	●	●	●																																					
●	●	●	●	●																																					
●	●																																								
<table border="1"><tbody><tr><td>●</td><td>●</td><td>●</td><td>●</td><td>●</td></tr><tr><td>●</td><td>●</td><td>●</td><td>●</td><td>●</td></tr></tbody></table> <table border="1"><tbody><tr><td>●</td><td></td><td></td><td></td><td></td></tr><tr><td></td><td></td><td></td><td></td><td></td></tr></tbody></table> <p>_____</p>	●	●	●	●	●	●	●	●	●	●	●										<table border="1"><tbody><tr><td>●</td><td>●</td><td>●</td><td>●</td><td>●</td></tr><tr><td>●</td><td>●</td><td>●</td><td>●</td><td>●</td></tr></tbody></table> <table border="1"><tbody><tr><td>●</td><td>●</td><td>●</td><td>●</td><td>●</td></tr><tr><td>●</td><td></td><td></td><td></td><td></td></tr></tbody></table> <p>_____</p>	●	●	●	●	●	●	●	●	●	●	●	●	●	●	●	●				
●	●	●	●	●																																					
●	●	●	●	●																																					
●																																									
●	●	●	●	●																																					
●	●	●	●	●																																					
●	●	●	●	●																																					
●																																									
<table border="1"><tbody><tr><td>●</td><td>●</td><td>●</td><td>●</td><td>●</td></tr><tr><td>●</td><td>●</td><td>●</td><td>●</td><td>●</td></tr></tbody></table> <table border="1"><tbody><tr><td>●</td><td>●</td><td>●</td><td>●</td><td>●</td></tr><tr><td>●</td><td>●</td><td>●</td><td>●</td><td>●</td></tr></tbody></table> <p>_____</p>	●	●	●	●	●	●	●	●	●	●	●	●	●	●	●	●	●	●	●	●	<table border="1"><tbody><tr><td>●</td><td>●</td><td>●</td><td>●</td><td>●</td></tr><tr><td>●</td><td>●</td><td>●</td><td>●</td><td>●</td></tr></tbody></table> <table border="1"><tbody><tr><td>●</td><td>●</td><td>●</td><td></td><td></td></tr><tr><td></td><td></td><td></td><td></td><td></td></tr></tbody></table> <p>_____</p>	●	●	●	●	●	●	●	●	●	●	●	●	●							
●	●	●	●	●																																					
●	●	●	●	●																																					
●	●	●	●	●																																					
●	●	●	●	●																																					
●	●	●	●	●																																					
●	●	●	●	●																																					
●	●	●																																							

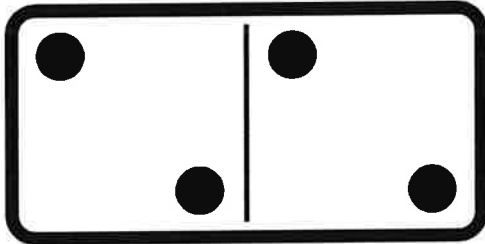


Name: \_\_\_\_\_

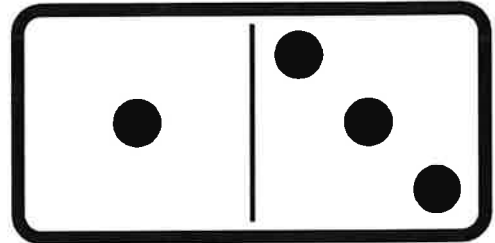


# Domino Addition

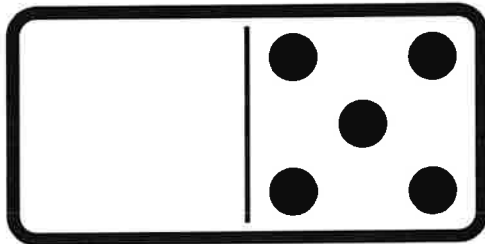
Directions: Add by counting the dots on both sides of each domino. Write the equation.



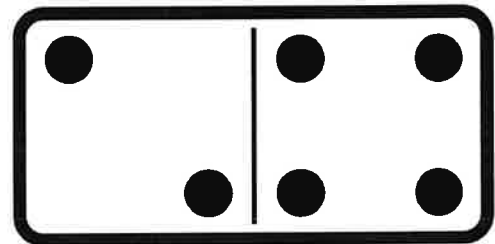
$$\underline{2} + \underline{2} = \underline{4}$$




$$\underline{\quad} + \underline{\quad} = \underline{\quad}$$




$$\underline{\quad} + \underline{\quad} = \underline{\quad}$$



$$\underline{\quad} + \underline{\quad} = \underline{\quad}$$



$$\underline{\quad} + \underline{\quad} = \underline{\quad}$$



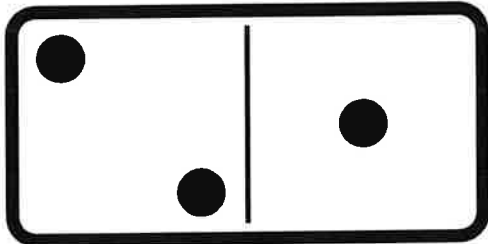
$$\underline{\quad} + \underline{\quad} = \underline{\quad}$$

Name: \_\_\_\_\_

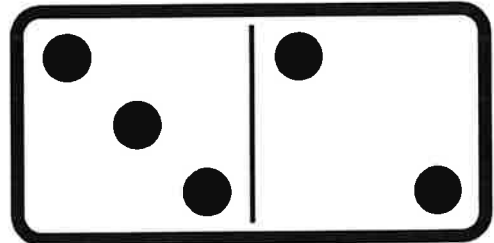


# Domino Addition


Directions: Add by counting the dots on both sides of each domino. Write the equation.



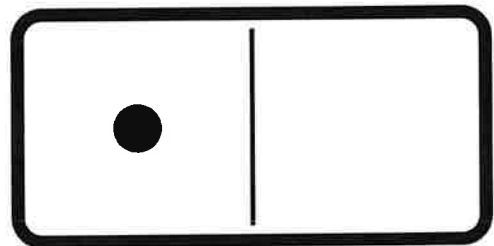
$$\underline{2} + \underline{1} = \underline{3}$$




$$\underline{\quad} + \underline{\quad} = \underline{\quad}$$




$$\underline{\quad} + \underline{\quad} = \underline{\quad}$$



$$\underline{\quad} + \underline{\quad} = \underline{\quad}$$



$$\underline{\quad} + \underline{\quad} = \underline{\quad}$$




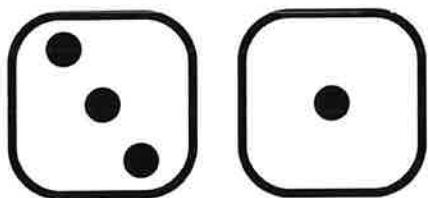
$$\underline{\quad} + \underline{\quad} = \underline{\quad}$$

Name: \_\_\_\_\_



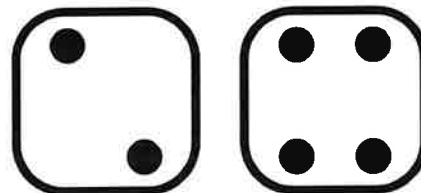

# Add the Dice

Directions: Add by counting the dots on both dice.  
Write the equation.





$$\underline{3} + \underline{1} = \underline{4}$$

$$\underline{\quad} + \underline{\quad} = \underline{\quad}$$



$$\underline{\quad} + \underline{\quad} = \underline{\quad}$$

$$\underline{\quad} + \underline{\quad} = \underline{\quad}$$



$$\underline{\quad} + \underline{\quad} = \underline{\quad}$$


$$\underline{\quad} + \underline{\quad} = \underline{\quad}$$

Name: \_\_\_\_\_

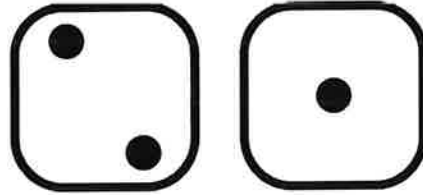


# Add the Dice


Directions: Add by counting the dots on both dice.  
Write the equation.




$$\underline{4} + \underline{4} = \underline{8}$$




$$\underline{\quad} + \underline{\quad} = \underline{\quad}$$




$$\underline{\quad} + \underline{\quad} = \underline{\quad}$$



$$\underline{\quad} + \underline{\quad} = \underline{\quad}$$



$$\underline{\quad} + \underline{\quad} = \underline{\quad}$$



$$\underline{\quad} + \underline{\quad} = \underline{\quad}$$

Name: \_\_\_\_\_

# Subtraction

Directions: Subtract.

$4 - 1 = \underline{\quad}$

$3 - 2 = \underline{\quad}$

$5 - 2 = \underline{\quad}$

$2 - 0 = \underline{\quad}$

$1 - 0 = \underline{\quad}$

$4 - 3 = \underline{\quad}$



$5 - 1 = \underline{\quad}$

$2 - 2 = \underline{\quad}$

Name: \_\_\_\_\_

# Subtraction

Directions: Subtract.

$3-0=$  \_\_\_\_\_


$4-2=$  \_\_\_\_\_

$1-1=$  \_\_\_\_\_

$0-0=$  \_\_\_\_\_

$5-4=$  \_\_\_\_\_

$2-1=$  \_\_\_\_\_



$4-4=$  \_\_\_\_\_

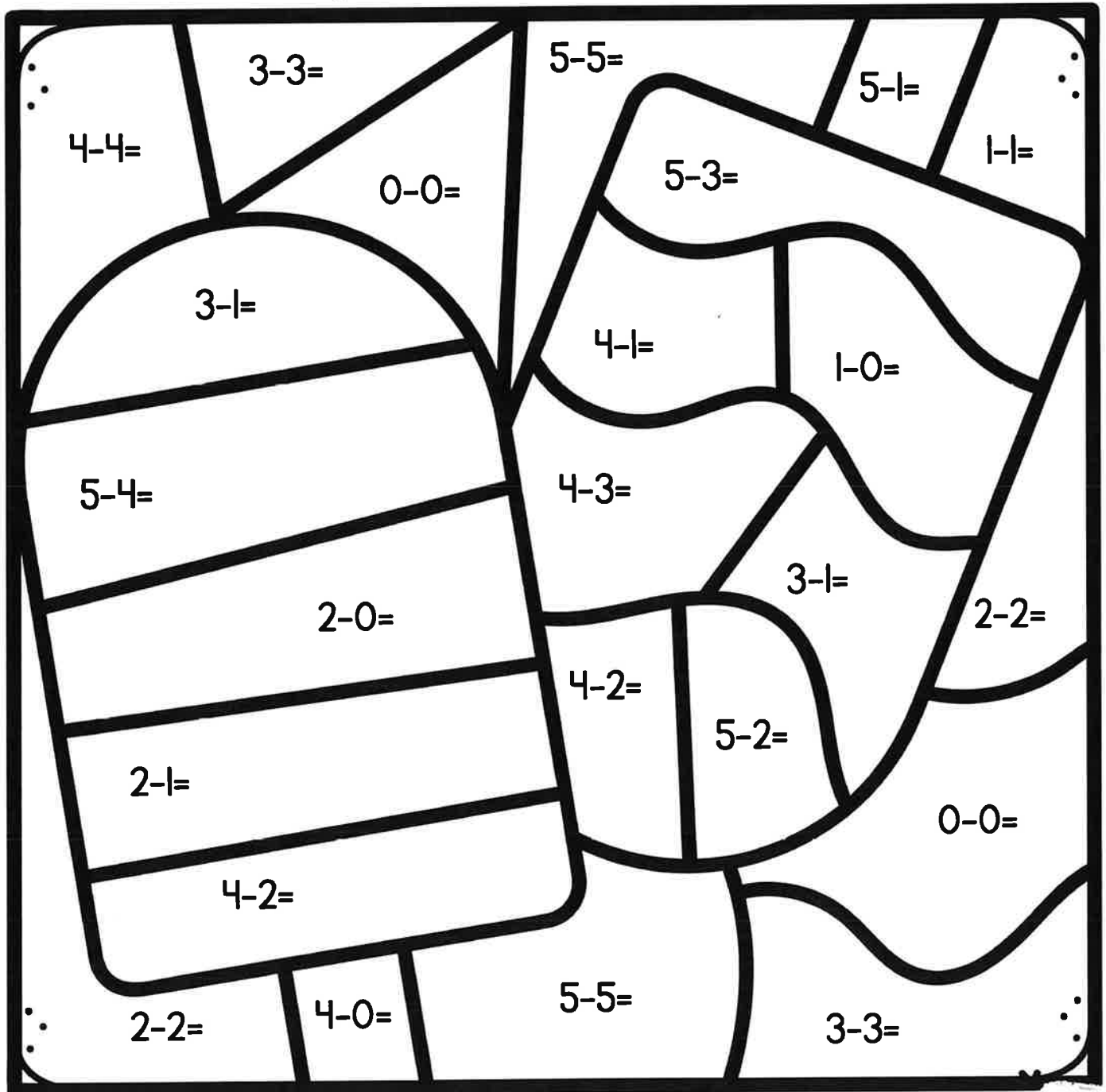
$3-1=$  \_\_\_\_\_

Name: \_\_\_\_\_

# Subtract and Color

Directions: Subtract. Use the code to color the picture.

0 = green    1 = orange    2 = pink  
3 = yellow    4 = brown





Name: \_\_\_\_\_



# Beginning Sounds


Directions: Color the beginning sound in each word.



f l p



h r b




c t f



c e s




p n u



y g r



o w d



f d b




l m j

Name: \_\_\_\_\_




# Beginning Sounds

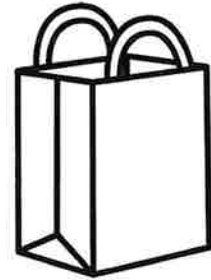
Directions: Write the beginning sound in each word.




\_\_in



\_\_up




\_\_ag




\_\_en



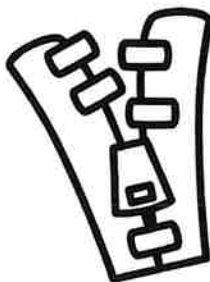
\_\_ot




\_\_an



\_\_un




\_\_ip




\_\_eb

Name: \_\_\_\_\_

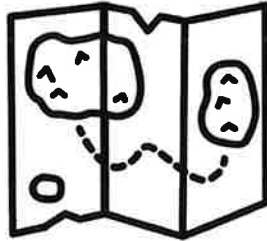


# Middle Sounds


Directions: Write the middle sound in each word.




p\_\_g



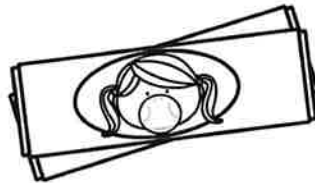
m\_\_p



s\_\_b



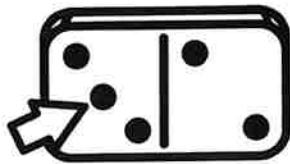
l\_\_g



g\_\_m



p\_\_n



d\_\_t



h\_\_n



f\_\_x

Name: \_\_\_\_\_

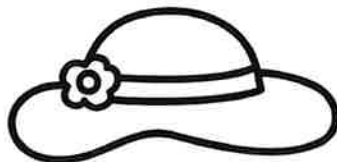


# Middle Sounds

Directions: Color the middle sound in each word.




e o k




n u a



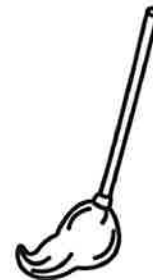
e d f



m i r



b p u




o t a



p d e



l i o




a u n

Name: \_\_\_\_\_

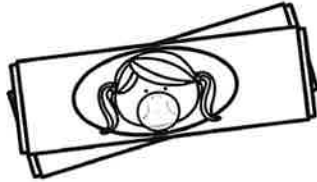


# Ending Sounds

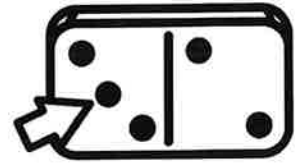
Directions: Color the ending sound in each word.




f r n




m w u



l t b



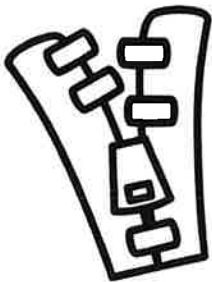
g v l




a m p



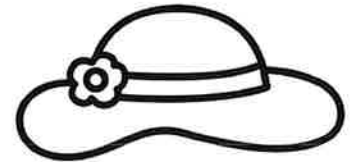
s b t



s p i



b h g



f t h

Name: \_\_\_\_\_

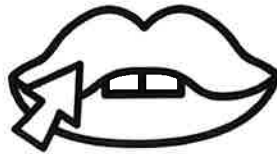


# Ending Sounds

Directions: Write the ending sound in each word.




cu\_\_



li\_\_



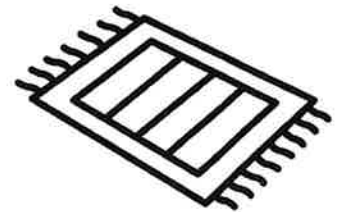
po\_\_




fa\_\_



be\_\_



ru\_\_



we\_\_



li\_\_




ca\_\_

Name: \_\_\_\_\_




# Which Word?

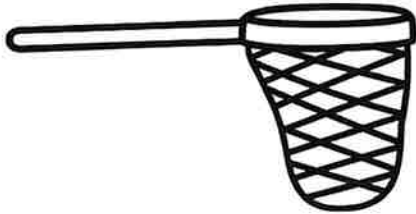
Directions: Circle the word that matches each picture.




can      fan




sub      sun



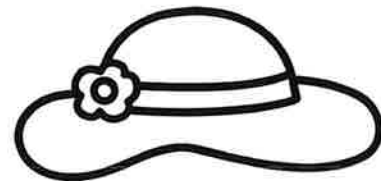
not      net



zip      tip



leg      log



ham      hat



Name: \_\_\_\_\_



# Which Word?

Directions: Circle the word that matches each picture.



pig

pin

10


ten

den



crab

crib



top

hop



cut

cat



yam

jam

Name: \_\_\_\_\_

# Write the Rhyme

Directions: For each word below, write a word that rhymes.



ten

\_\_\_\_\_  
\_\_\_\_\_  
\_\_\_\_\_

rug

\_\_\_\_\_  
\_\_\_\_\_  
\_\_\_\_\_

fan

\_\_\_\_\_  
\_\_\_\_\_  
\_\_\_\_\_

big

\_\_\_\_\_  
\_\_\_\_\_  
\_\_\_\_\_

dog

\_\_\_\_\_  
\_\_\_\_\_  
\_\_\_\_\_

bug

\_\_\_\_\_  
\_\_\_\_\_  
\_\_\_\_\_

pit

\_\_\_\_\_  
\_\_\_\_\_  
\_\_\_\_\_

tap

\_\_\_\_\_  
\_\_\_\_\_  
\_\_\_\_\_

red

\_\_\_\_\_  
\_\_\_\_\_  
\_\_\_\_\_

pop

\_\_\_\_\_  
\_\_\_\_\_  
\_\_\_\_\_


cat

\_\_\_\_\_  
\_\_\_\_\_  
\_\_\_\_\_

fin

\_\_\_\_\_  
\_\_\_\_\_  
\_\_\_\_\_


Name: \_\_\_\_\_



# Let's Write!


Directions: Write about what you like to do in the summer. You can use the word bank for ideas. Draw a picture in the box.

swim	friends
play	camp
park	picnic
slide	outside
pool	vacation



Handwriting practice lines consisting of multiple sets of three horizontal lines: a solid top line, a dashed middle line, and a solid bottom line.

Name: \_\_\_\_\_



# Let's Write!


Directions: Write about what you like to do on the Fourth of July. You can use the word bank for ideas. Draw a picture in the box.

parade      red

candy      white

flag      blue

fireworks



Handwriting practice lines consisting of four sets of horizontal lines. Each set includes a solid top line, a dashed middle line, and a solid bottom line.