



Meet
Ms. Volpe

Dear Students and Families,

Before we dive into the exciting world of 4th grade, I'd like to take a moment to introduce myself. My name is Rachel Volpe, and I am absolutely delighted to be your teacher this year!

To share a little bit more about myself, I've been a teacher for 8 wonderful years with Danbury Public Schools. Teaching is not just my profession, it's my passion. I am dedicated to creating a supportive and engaging environment where every student can thrive academically, socially, and emotionally.

I currently live here in Bristol and have two furry family members. Lucky is our playful, young Black Lab and Trooper our very protective German Shepherd. Fun facts about me: I absolutely love all things Disney and Reese's Peanut Cups.

On the academic side, I have pursued my passion for education through extensive study. I earned my Undergraduate Degree from Western Connecticut State University in Elementary Education and Communication. Following that, I completed my Master's degree at Penn State University, focusing on Special Education. Additionally, I hold a 6th certificate for Language Arts, allowing me to provide a well-rounded education tailored to the needs of each student.

As we embark on this journey together, I want you to know that my door is always open. Whether you have a question, need extra help, or just want to share something exciting, I'm here for you. We're a team and together, there's nothing we can't achieve.

In our classroom, we will explore a wide range of subjects, from math and science to reading and writing. But more than that, we'll learn about teamwork, empathy, and perseverance. We'll celebrate our successes, learn from our mistakes, and grow stronger every day.

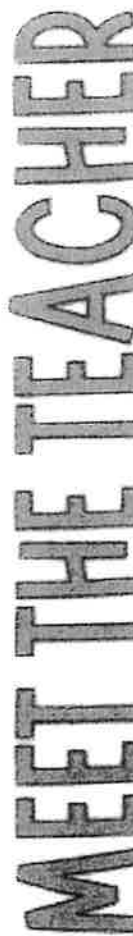
Families, I want to extend a warm welcome to you as well. Your support and involvement are crucial to your child's success and I look forward to partnering with you throughout the school year. Together, we can ensure that every student feels valued, empowered and supported.

I am beyond excited to see what this year has in store for us. Let's make it a year to remember! Once again, welcome to 4th grade and let's get ready for an amazing adventure ahead!

Best,
Ms. Volpe



MEET THE TEACHER





Reading



Dear 4th Grade Students and Families,

I wanted to provide you with information about the summer reading reports for 4th grade. Our whole class will be reading "Fudge-a-Mania" by Judy Blume, and each student will also select a "just right" book of their choice for an individual project. ***All templates are attached***

1. **Standard Book Report:** Students can write a summary of the book, discuss the main characters, plot, setting, and themes, and share their personal opinions and reflections.

I have attached vocabulary you might run into during the story as well to help

Book 2: "Just Right" Book (Individual Choice)

For their "just right" book, students will select a book of their choice that is appropriate for their reading level. They will then choose ONE of the following project options to share their understanding and enjoyment of the book:

1. **Sandwich Book Report:** Students can create a "sandwich" book report, where each layer of the sandwich represents different elements of the book such as characters, setting, plot summary, favorite part, etc.

OR

2. **Cereal Box Project:** Students can design a cereal box based on their chosen book, including a summary on the back of the box, character profiles on the sides, and illustrations or images related to the story.

Both projects aim to encourage creativity, critical thinking, and engagement with the chosen book.

I believe empowering students with the freedom to choose their educational path fosters ownership, engagement, and a deeper sense of responsibility towards their learning journey.

If you have any questions or concerns, please feel free to contact me.

Wishing you and your family a wonderful and enriching summer break filled with exciting reading adventures!

Warm regards,
Ms. Volpe

4th Grade Book Report

*Please select a fiction book as the focus of this book report.

Your Name: _____

Title of Book You Read: _____

Author: _____

Please answer in complete sentences. Attach a piece of loose leaf paper if you need more room to write.

Setting: (Where does the story take place?)


Main Characters: (Describe them in a few sentences each.)

Describe the main events in the story.

Cereal Box Book Report

STUDENT GUIDE

Have you read a great book lately? Do you like cereal? Are you ready to create the world's most interesting book report? It's time for Cereal Box Book Reports! Using an empty cereal box, create your report following these directions:



Entire Box: Cover the entire box with a large sheet of white or light-colored paper. Neatly wrapping it like a present is a good approach.

Front of Box: Think of a name for your new cereal that is closely related to your book. For example, for the book The Lightning Thief, you could name your cereal "Lightning-O's." Design the front of your box to be colorful and attractive. It should show what the cereal looks like and should also include a picture of a related prize. For "Lightning-O's," the prize might be a pen in the shape of a lightning bolt.

Back of Box: Every fun box of cereal has a game or puzzle on the back! Your cereal also needs one. Design and include a puzzle, word scramble, maze, crossword, or any other fun activity on the back of your box. Make sure it completely relates to your book.

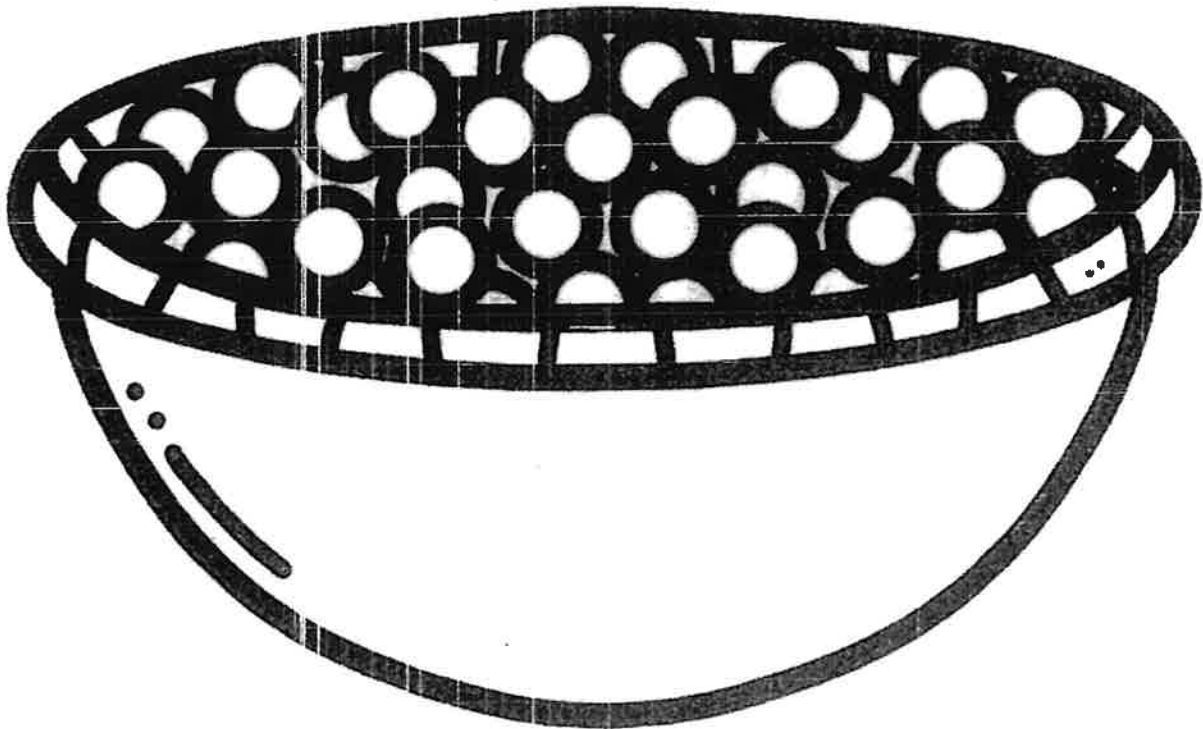
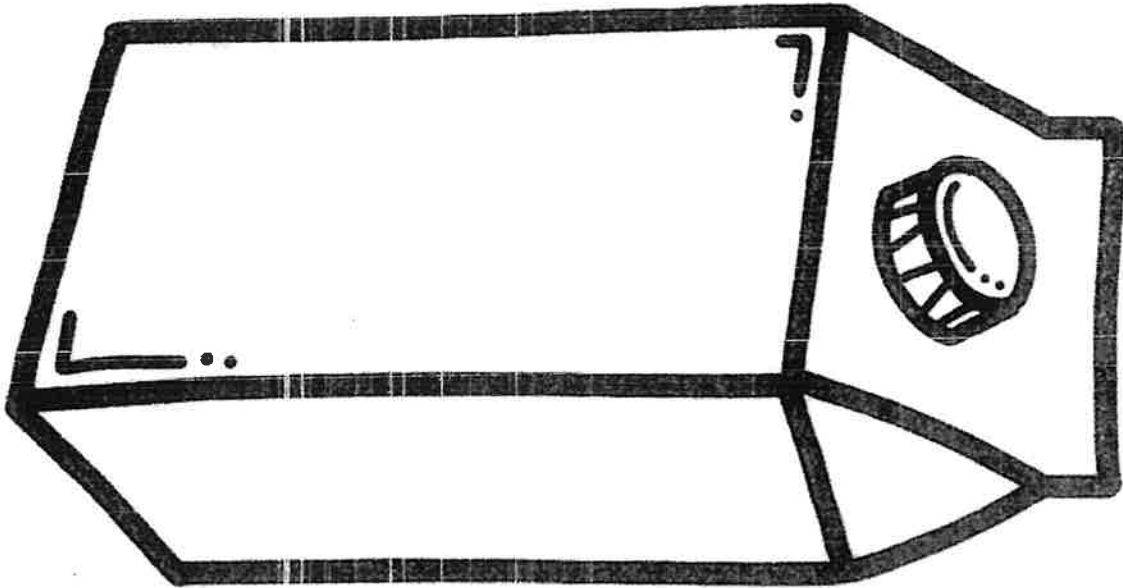
Right Side: Neatly write a summary on the sheet provided. Cut and glue onto the right side of the box. Add some color, if you would like!

Left Side: All cereal boxes have a list of ingredients. Great books also have necessary ingredients, including a setting and main characters. Complete the Ingredients panel on the provided sheet. Cut and glue onto the left side of the box.

Top of Box: Fill out the information on the provided sheet. Would you rate your book as a 1-star (pretty awful) or a 5-star (the best you've ever read) story? Color in the appropriate number of stars. Cut and paste this panel onto the top of your box.


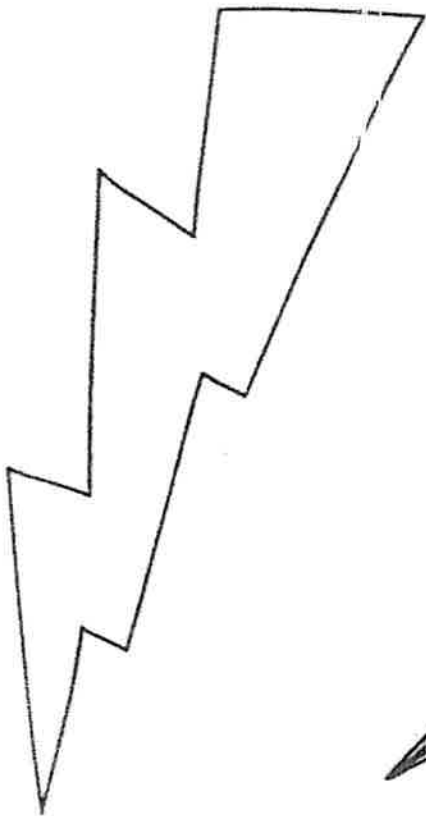

Extra Accent Pieces

Use these extra accent pieces to help decorate your box, if desired.



Extra Accent Pieces

Use these extra accent pieces to help decorate your box, if desired.



Cereal Box Book Report Scoring Rubric

Name: _____

Date: _____

	4 Exceeds Expectations	3 Meets Expectations	2 Partly Meets Expectations	1 Does Not Meet Expectations
Left Side of Box Ingredients	Includes all characters and setting using complete sentences. The setting is described in great detail.	Includes most characters and most items are written in complete sentences. The setting includes some details.	Includes some characters and setting, but are minimally described.	Does not include characters or setting. Descriptions are not provided.
Right Side of Box Summary	The main problem and solution are clearly stated with good detail.	The main problem and solution are provided with some detail.	The main problem and solution are included without detail.	The summary does not describe the main problem or the solution.
Top of Box Brief Book Description	All book elements are included.	Most book elements are included.	Some book elements are included.	No book elements are included.
Front of Box Title	Name of cereal and picture are closely related to title of book.	Name of cereal and picture are related to title of the book.	Name of cereal or picture are not related to title of the book.	Does not include name of cereal or picture.
Back of Box Game	The game and/or puzzle is detailed and strongly connected to the book.	The game and/or puzzle is somewhat detailed and connected to the book.	The game and/or puzzle lack detail but show some connection to the book.	The game and/or puzzle are not detailed and not clearly connected to the book.

Cereal Box Book Report Scoring Rubric

PAGE 2

	4 Exceeds Expectations	3 Meets Expectations	2 Partly Meets Expectations	1 Does not Meet Expectations
Prize	Prize offered is directly related to the story. Originality and creativity is evident.	Prize offered is related to the story. Originality and creativity is somewhat evident.	Prize offered shows minimal connection to the story. Originality and creativity is minimal.	Prize offered does not show any connections to the story. It is not original or creative.
Neatness/ Creativity	The box is completely and attractively covered with paper. All items are written or drawn neatly. The box looks appealing enough to buy the cereal brand!	The cereal box is covered with paper. Most items are written or drawn neatly. The box looks attractive.	The cereal box is mostly covered with paper. Some items are not neatly written or illustrated.	The cereal box is partly covered with paper. Most writing and illustrations are sloppy and hard to read.
Total Points				

Sandwich Book Report

Top Bread Layer:

Color this layer of your sandwich
light brown and color the olive green.
Cut this template out along the solid black lines.

Title: _____

Author: _____

Genre: _____

Name: _____ **Date:** _____

©Unique Teaching Resources

Draw and color a picture in the box above.

Sandwich Book Report

Onion Layer:


Color this layer of your sandwich light yellow, light purple, or leave it white.
Cut this template out along the solid black lines.

Characters:

Sandwich Book Report

Lettuce Layer:

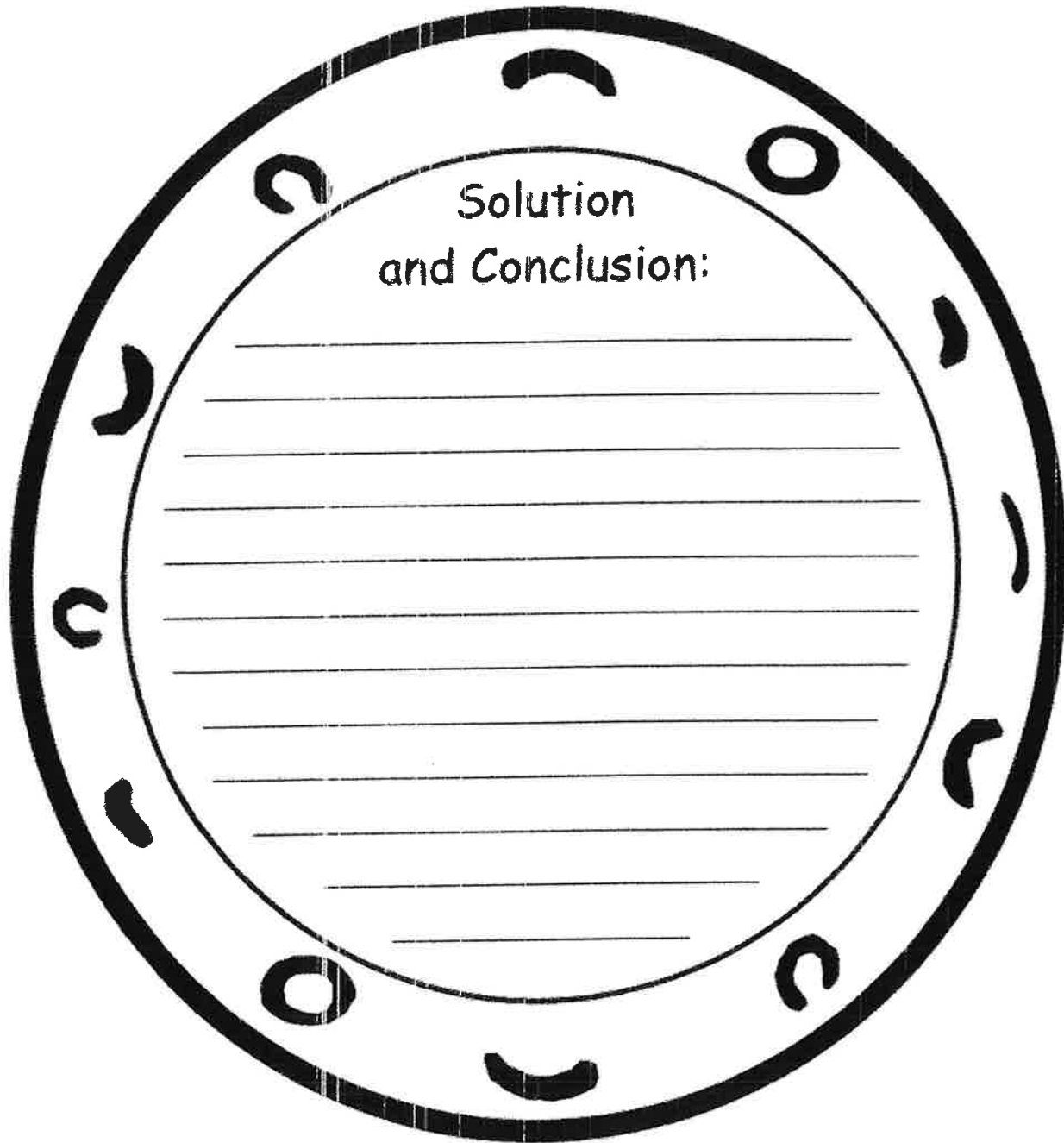
Color this layer of your sandwich green.
Cut this template out along the solid black lines.



Sandwich Book Report

Meat Layer:

Color this layer of your sandwich brown.
Cut this template out along the solid black lines.



Sandwich Book Report

Bottom Bread Layer:

Color this layer of your sandwich light brown.
Cut this template out along the solid black lines

My Favorite Part:

Draw and color a picture of your favorite part of the book in the box above.























Sandwich Book Report

Grading Rubric:

Name: _____

Date: _____

		Excellent	Very Good	Good	Developing
Setting and Characters	I have described when and where the story takes place and introduced the main and minor characters.	4 	3 	2 	1 
Problem and Story Climax	I have described the main problem and the point of greatest interest or suspense, in the story.	4 	3 	2 	1 
Solution, Conclusion, and Favorite Part	I described how the main character solved the problem, the ending, and my favorite part of the story.	4 	3 	2 	1 
Proofreading and Editing	I have proofread and edited my writing for grammar, spelling, capitalization, and punctuation errors.	4 	3 	2 	1 
Final Presentation and Effort	I have used my neatest handwriting and my best effort to draw my pictures and color my sandwich book report.	4 	3 	2 	1 
Student	Shade in the face for each section for the score that you feel you have earned.	Total Points:	Comments: _____ _____ _____		
Teacher	Circle the number in each section for the score that the student earned.	Total Points:	Comments: _____ _____ _____		

