

June 2, 2026

Dear Parents,

Welcome to First Grade at St. Joseph School! I am looking forward to the upcoming school year. You will be amazed to see how much your child learns and grows as the year progresses. Many concepts will be taught such as: how to read fluently, write stories, add, subtract, problem solve, count money, tell time and the list goes on and on. I will not only be teaching your child academically, but spiritually and socially as well. It is so important for your child to love God and others, too!

All students are required to read this summer. **First Graders can read books of their choice.** (The attached reading list has suggested books, but they are not required.) Please record the titles of books read in the summer reading journal your child made in art class. Your child may read as many books as he/she would like over the vacation. Return the reading journal on the first day of school with your child's name on it. Please also write the **total amount of books read** next to his/her name. In addition to reading, it would be beneficial to **review the letters of the alphabet, the sounds they make, and beginning sight words** before school begins. **Please refer to the attached list of beginning sight words and practice reading if needed. Review math, sentence writing and other kindergarten skills by completing the summer packet attached to this letter.**

So that all the children have the same supplies at the start of the school year, I am asking that you purchase most of them through our school store when school begins. More information regarding this will follow in early August. Please purchase the following items at your convenience and send in during the first week of school: 2 packages of 3x5 index cards (ruled or unruled), 2 packages of baby wipes, 2 containers of disinfecting wipes, EXPO Dry Erase Markers (4 pack with black, red, green and blue) and earbuds/headphones (not wireless). You do not need to purchase any other items this summer.

If you have any questions or concerns, please do not hesitate to contact me at [roy@stjosephbristol.org](mailto:roy@stjosephbristol.org). Working together is the key to making the year a success. I will do everything I can to make First Grade an enjoyable learning experience for your little one. Enjoy your summer vacation!

Sincerely,  
Mrs. Catherine Roy

# HMH Into Reading-High Frequency Words at a Glance-Kindergarten

Module 1: the, see, a, I

Module 2: to, by, my, am, at, go, is, man, no, can, you, and

Module 3: an, has, it, he, she, go, did, in, put, me, sits, with

Module 4: big, good, his, very, got, here, of, on, are, lot, not,  
was, be, do, had, ten

Module 5: but, look, up, want, for, her, him, us, help, they,  
too, yes, have, six, some, we

Module 6: get, hot, or, where, come, from, if, stop, as, our,  
red, that, cut, must, said, when

Module 7: down, off, so, will, back, let, were, what, could, now,  
then, this, tell, well, who, your

Module 8: know, out, some, take, many, right, home, like,  
keep, made, why, would, all, into, make, time

## Grades K-2

### Title

#### Fiction - Series

*I Can Do It Myself*  
*Yound Cam Jansen and 100th Day of School*  
*The Stupids*  
*Just How Long Can a Long String Be?!*  
*Madeline*  
*The Berenstain Bears*  
*Poinsettia*  
*Franklin Series*  
*Not All Animals Are Blue: A Big Book of Little Differences*  
*My First Prayers*  
*Flat Stanley*  
*Clifford, The Big Red Dog*  
*Rex and Lilly*  
*The Neighborhood Mother Goose*  
*Llama Llama Misses Mama (Great for preschool separation anxiety)*  
*Manners in Public*  
*Star of the Week: A story of Love, Adoption, and Brownies with Sprinkles*  
*Zoo Day, ¡Ole!: A Counting Book*  
*Arthur's Loose Tooth*  
*Frog and Toad*  
*All Mercer Mayer titles*  
*If You Give a Pig a Pancake*  
*Laura Numeroff Series*  
*Fancy Nancy*  
*Magic Tree House*  
*Amelia Bedelia*  
*Junie B. Jones*  
*Penguin Series*  
*Curious George*  
*Henry and Mudge*

#### Fiction

*The Jolly Postman*  
*Miss Nelson Is Missing!*  
*Draw Draw Draw*  
*Two Terrible Frights*  
*Little Rabbit's Loose Tooth*  
*Madeleine*  
*The Berenstain Bears*  
*Martin's Hats*  
*And I Mean It, Stanley*  
*Mine's the Best*  
*Tacky the Penguin*

### Author

Adams, Diane  
Adler, David  
Allard, Harry  
Baker, Keith  
Bemelmans, Ludwig  
Berenstain, Jan and Stan  
Bond, Felicia  
Bourgeois, Paulette  
Boutignon, Beatrice  
Brooks, Jeremy  
Brown, Jeff  
Brown, Marc  
Brown. L.  
Crews, Nina  
Dewdney, Anna  
Finn, Carrie  
Friedman, Darlene  
Gershator, Phillis  
Hoban, Lillian  
Lobel, Arnold  
Mayer, Mercer  
Numeroff, Laura  
Numeroff, Laura  
O'Connor, Jane  
Osborne, Mary Pope  
Parish, Peggy  
Park, Barbara  
Pfister, Marcus  
Rey, H.A.  
Rylant, Cynthia

Ahlberg, Janet and Allen  
Allard, Harry  
Ames, Lee J.  
Aylesworth, Jim  
Bate, Lucy  
Bemelmans, Ludwig.  
Berenstain, Stan and Jan.  
Blos Jean  
Bonsall, Crosby  
Bonsall, Crosby  
Brett, Jan



*The Rainbow Fish and the Big Whale*  
*The Christmas Star*  
*The Little Engine That Could*  
*The Tale of Peter Rabbit*  
*The Balloon Farm*  
*Curious George*  
*The Dog Who Had Kittens*  
*Surprise Soup*  
*Eggbert*  
*A Day Without Crayons*  
*Spaghetti Eddie*  
*A Symphony of Whales*  
*Where the Wild Things Are*  
*The Cat in the Hat*  
*The Giving Tree*  
*Miss Bindergarten Celebrates 100th Day*  
*Little Mouse Gets Ready*  
*Caps for Sale*  
*Chato's Kitchen*  
*Katie and the Night Noises*  
     *Ira Sleeps Over*  
*Farmer Duck*  
*Apples*  
*The Little Old Lady Who Was Not Afraid of Anything*  
*Mortimer's First Garden*  
*The Christmas Miracle of Jonathan Toomey*  
*Harry the Dirty Dog*

## Poetry/Songs

*Goody O'Grumpity*  
*All the Colors of the Earth*  
*I Know an Old Lady Who Swallowed a Fly*  
*One World, One Day*  
*Who Stole the Cookies*  
 Poetry  
*Red Sings from Treetops: A Year in Color*  
*Rainsong/Snowsong*  
*Eric Carle's Animals, Animals*  
*Here's a Little Poem: A Very First Book of Poetry*

## Nonfiction

*Abe Lincoln's Hat*  
*Check It Out: A Book about Libraries*  
*Compost: Growing Gardens from Your Garbage*  
*Our Father, The Prayers Jesus Taught*  
*Martin L. King*  
*Listen to the Wind: The Story of Dr. Greg and the Three Cups of Tea*  
*Martin L. King Day*  
*Work*  
 (Children of Korphe, Pakistan describe their world and how they worked with an American to build a school for their village


Pfister, Marcus  
 Pfister, Michelle  
 Piper, Watty.  
 Potter, Beatrix  
 Potter, Harvey  
 Rey, H.A.  
 Robertas, Polly  
 Rodman, Mary Ann  
 Ross, Tom  
 Rusch, Elizabeth  
 SanAngela, Ryan  
 Schuch, Steve  
 Sendak, Maurice  
 Seuss, Dr.  
 Silverstein, Shel  
 Slate, Joseph  
 Smith, Jeff  
 Solbodkina, Esphyr  
 Soto, Gary  
 Sweeney, Jacqueline  
 Waber, Bernard.  
 Wadell, Martin  
 Wallace, Nancy  
 Williams, Linda  
 Wilson, Karma  
 Wojciechowski, Susan  
 Zion, Gene

Brink, Carol Ryrie  
 Hamanaka, Sheila  
 Jackson, Alison  
 Kerley, Barbara  
 Moffatt, Judith  
 Prelusky, Jack  
 Sidman, Joyce  
 Sturges, Philomel  
 Whipple, Laura (Compiled by)  
 Yolen, Jane

Brenner, Martha  
 Gibbons, Gail  
 Glaser, Linda  
 Joslin, Mary  
 King, Coretta  
 Lopez, Rafael  
 Lowery, Linda  
 Morris, Ann

Mortenson, Greg and Roth, Susan L

# Kindergarten Summer Review




Name: \_\_\_\_\_

Name: \_\_\_\_\_




# Ten Frames

Directions: Count the dots on each ten frame.  
Write the number.




2


\_\_\_\_\_



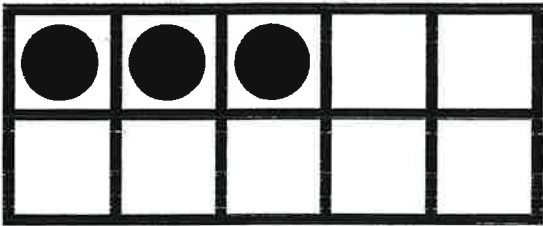
\_\_\_\_\_




\_\_\_\_\_




\_\_\_\_\_




\_\_\_\_\_



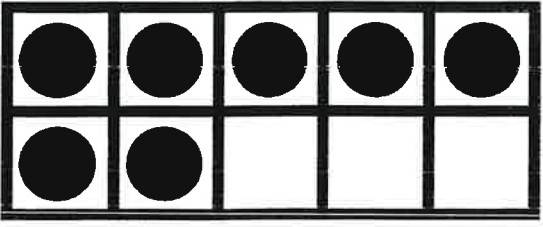
\_\_\_\_\_



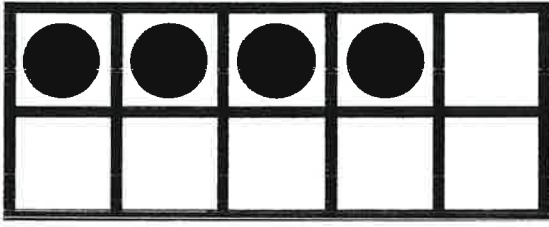
\_\_\_\_\_



\_\_\_\_\_



\_\_\_\_\_



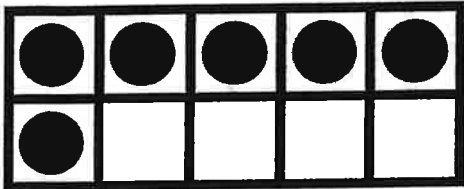

\_\_\_\_\_

Name: \_\_\_\_\_









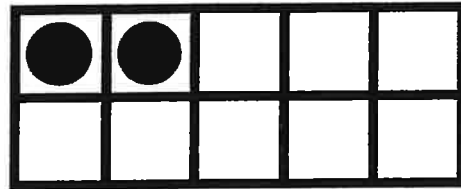



# Ten Frames

Directions: Count the dots on each double ten frame. Write the number.



16





Name: \_\_\_\_\_

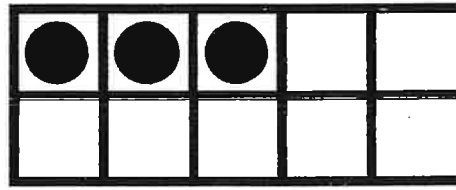











# Ten Frames

Directions: Count the dots on each double ten frame. Write the number.



15

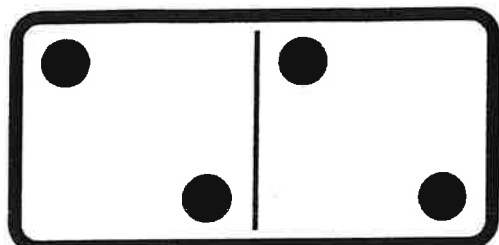


Name: \_\_\_\_\_

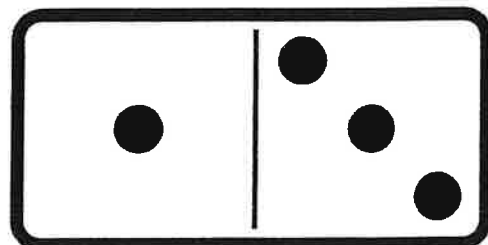


# Domino Addition

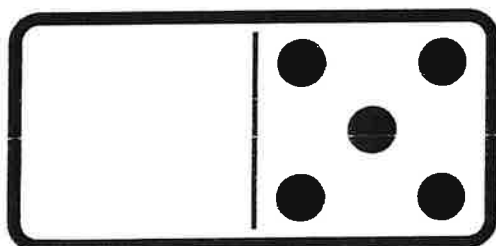
Directions: Add by counting the dots on both sides of each domino. Write the equation.



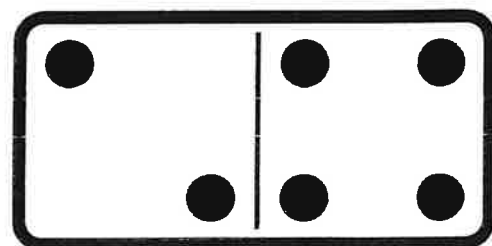
$$\underline{2} + \underline{2} = \underline{4}$$




$$\underline{\quad} + \underline{\quad} = \underline{\quad}$$




$$\underline{\quad} + \underline{\quad} = \underline{\quad}$$



$$\underline{\quad} + \underline{\quad} = \underline{\quad}$$



$$\underline{\quad} + \underline{\quad} = \underline{\quad}$$



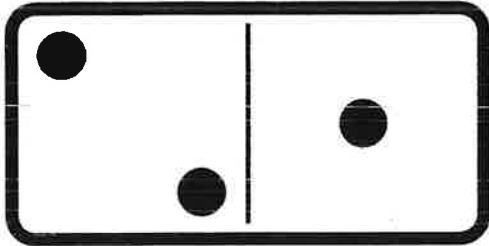
$$\underline{\quad} + \underline{\quad} = \underline{\quad}$$

Name: \_\_\_\_\_




# Domino Addition


Directions: Add by counting the dots on both sides of each domino. Write the equation.



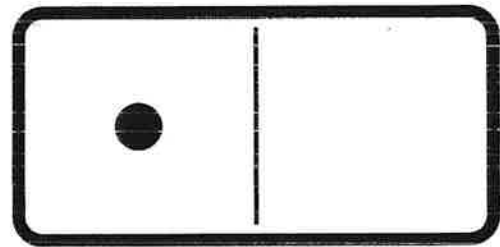
$$\underline{2} + \underline{1} = \underline{3}$$




$$\underline{\quad} + \underline{\quad} = \underline{\quad}$$




$$\underline{\quad} + \underline{\quad} = \underline{\quad}$$



$$\underline{\quad} + \underline{\quad} = \underline{\quad}$$



$$\underline{\quad} + \underline{\quad} = \underline{\quad}$$



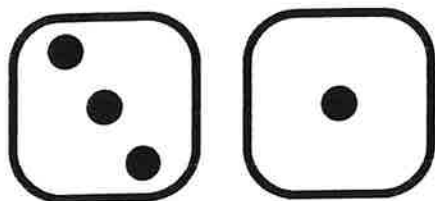
$$\underline{\quad} + \underline{\quad} = \underline{\quad}$$

Name: \_\_\_\_\_




# Add the Dice


Directions: Add by counting the dots on both dice.  
Write the equation.



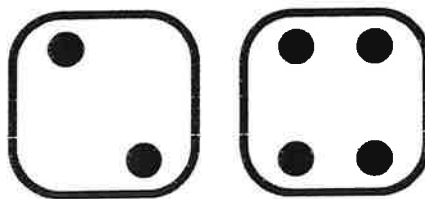
$$\underline{3} + \underline{1} = \underline{4}$$




$$\underline{\quad} + \underline{\quad} = \underline{\quad}$$




$$\underline{\quad} + \underline{\quad} = \underline{\quad}$$



$$\underline{\quad} + \underline{\quad} = \underline{\quad}$$



$$\underline{\quad} + \underline{\quad} = \underline{\quad}$$



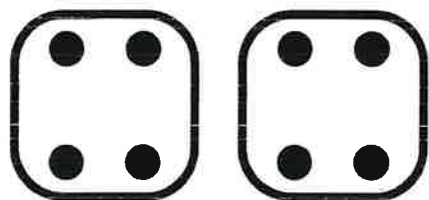
$$\underline{\quad} + \underline{\quad} = \underline{\quad}$$

Name: \_\_\_\_\_




# Add the Dice

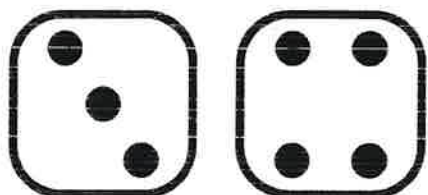
Directions: Add by counting the dots on both dice.  
Write the equation.



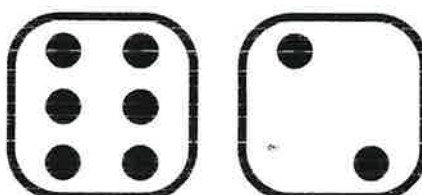
$$\underline{4} + \underline{4} = \underline{8}$$




$$\underline{\quad} + \underline{\quad} = \underline{\quad}$$



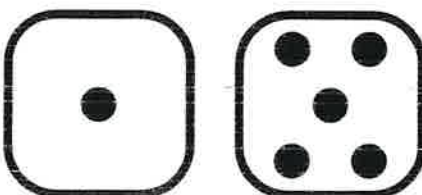
$$\underline{\quad} + \underline{\quad} = \underline{\quad}$$



$$\underline{\quad} + \underline{\quad} = \underline{\quad}$$



$$\underline{\quad} + \underline{\quad} = \underline{\quad}$$



$$\underline{\quad} + \underline{\quad} = \underline{\quad}$$

Name: \_\_\_\_\_

# Subtraction

Directions: Subtract.

$4 - 1 = \underline{\quad}$

$3 - 2 = \underline{\quad}$

$5 - 2 = \underline{\quad}$

$2 - 0 = \underline{\quad}$

$1 - 0 = \underline{\quad}$

$4 - 3 = \underline{\quad}$



$5 - 1 = \underline{\quad}$

$2 - 2 = \underline{\quad}$

Name: \_\_\_\_\_

# Subtraction

Directions: Subtract.

$3-0=$  \_\_\_\_\_


$4-2=$  \_\_\_\_\_

$1-1=$  \_\_\_\_\_

$0-0=$  \_\_\_\_\_

$5-4=$  \_\_\_\_\_

$2-1=$  \_\_\_\_\_



$4-4=$  \_\_\_\_\_

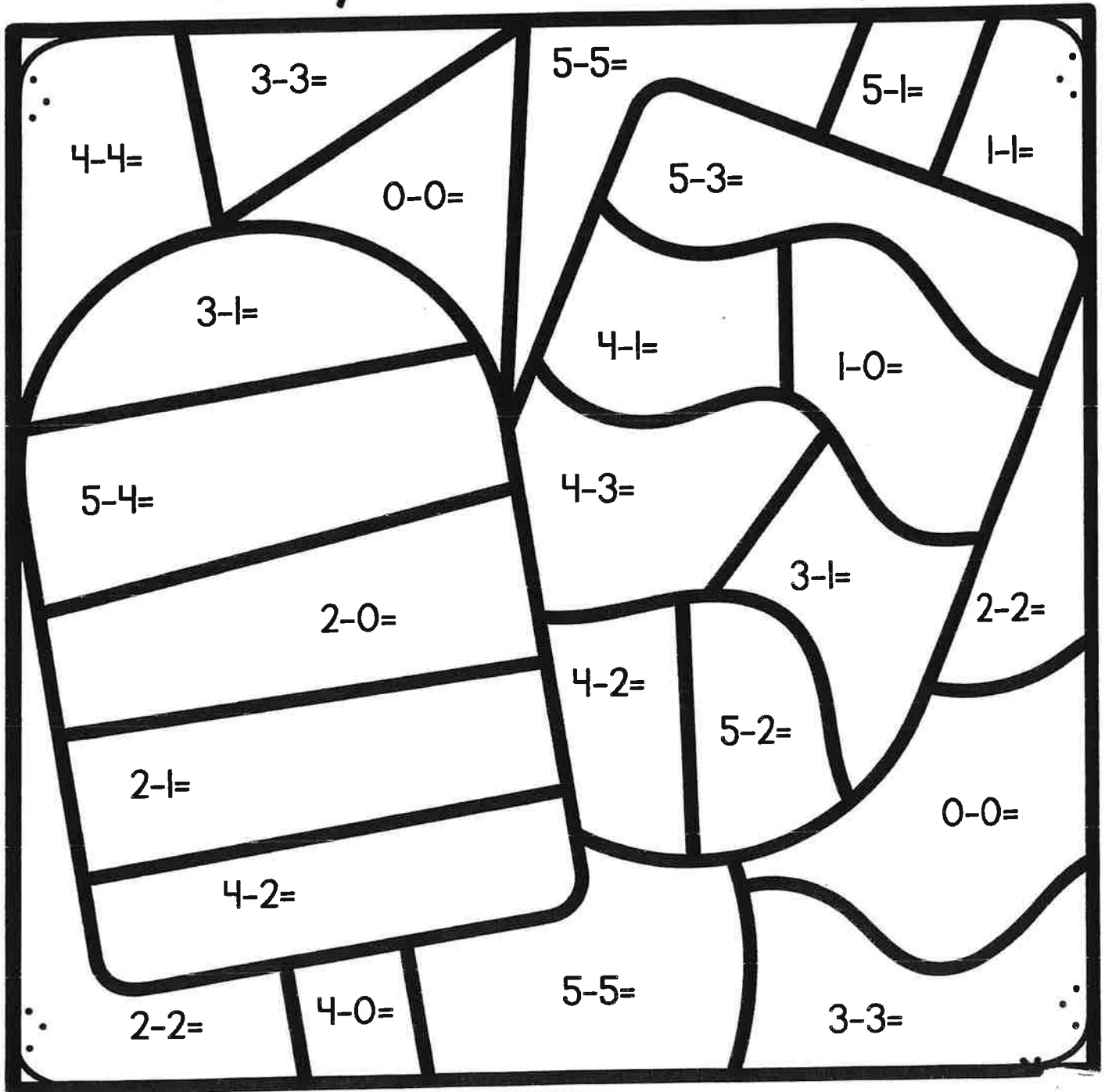
$3-1=$  \_\_\_\_\_

Name: \_\_\_\_\_

# Subtract and Color

Directions: Subtract. Use the code to color the picture.

0 = green    1 = orange    2 = pink  
3 = yellow    4 = brown



Name: \_\_\_\_\_



# Beginning Sounds


Directions: Color the beginning sound in each word.



f l p




h r b




c t f



c e s



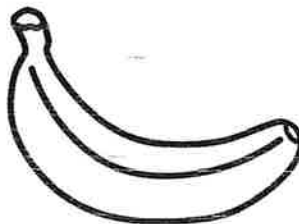
p n u



y g r



o w d



f d b



l m j

Name: \_\_\_\_\_




# Beginning Sounds

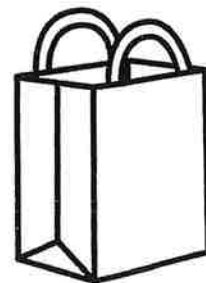
Directions: Write the beginning sound in each word.




\_\_\_in



\_\_\_up




\_\_\_ag




\_\_\_en



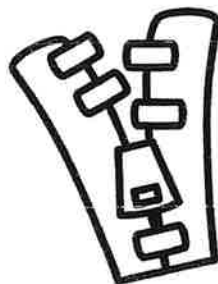
\_\_\_ot



\_\_\_an



\_\_\_un




\_\_\_ip




\_\_\_eb

Name: \_\_\_\_\_

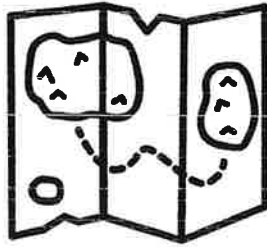


# Middle Sounds


Directions: Write the middle sound in each word.



p \_ \_ g



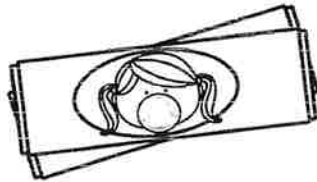
m \_ \_ p



s \_ \_ b



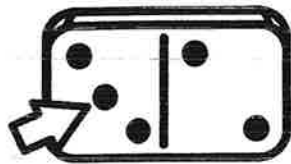
l \_ \_ g



g \_ \_ m



p \_ \_ n



d \_ \_ t



h \_ \_ n



f \_ \_ x

Name: \_\_\_\_\_

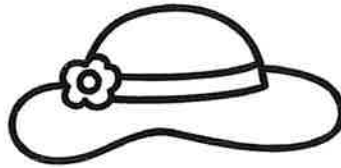


# Middle Sounds

Directions: Color the middle sound in each word.




e o k




n u a



e d f



m i r




b p u




o t a



p d e



l i o



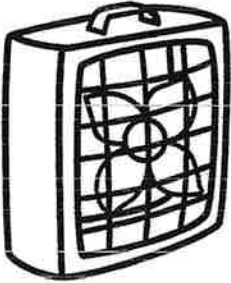
a u n

Name: \_\_\_\_\_

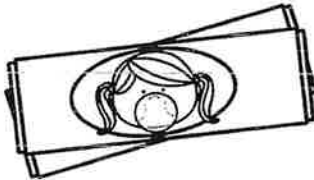


# Ending Sounds

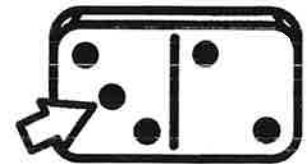
Directions: Color the ending sound in each word.



f r n




m w u




l t b



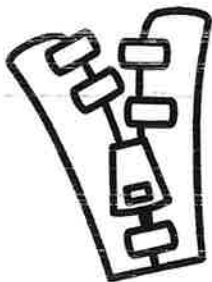
g v l




a m p



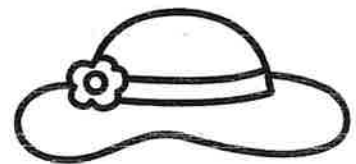
s b t



s p i



b h g



f t h

Name: \_\_\_\_\_

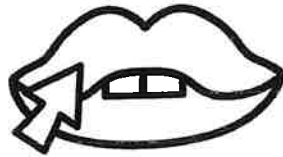


# Ending Sounds

Directions: Write the ending sound in each word.




cu\_\_



li\_\_



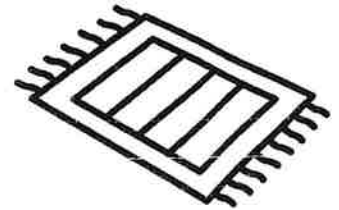
po\_\_



fa\_\_



be\_\_



ru\_\_



we\_\_



li\_\_




ca\_\_

Name: \_\_\_\_\_




# Which Word?

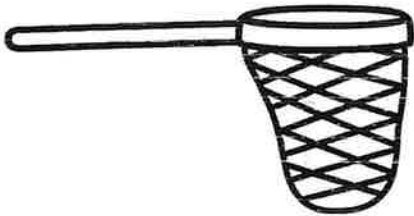
Directions: Circle the word that matches each picture.



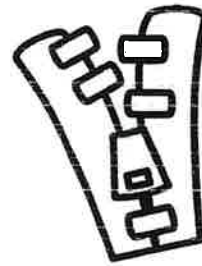
can      fan




sub      sun



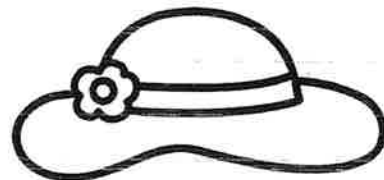
not      net



zip      tip



leg      log



ham      hat

Name: \_\_\_\_\_



# Which Word?

Directions: Circle the word that matches each picture.




pig

pin

10


ten

den



crab

crib



top

hop



cut

cat



yam

jam

Name: \_\_\_\_\_



# Write the Rhyme

Directions: For each word below, write a word that rhymes.

ten

\_\_\_\_\_  
\_\_\_\_\_  
\_\_\_\_\_

rug

\_\_\_\_\_  
\_\_\_\_\_  
\_\_\_\_\_

fan

\_\_\_\_\_  
\_\_\_\_\_  
\_\_\_\_\_

big

\_\_\_\_\_  
\_\_\_\_\_  
\_\_\_\_\_

dog

\_\_\_\_\_  
\_\_\_\_\_  
\_\_\_\_\_

bug

\_\_\_\_\_  
\_\_\_\_\_  
\_\_\_\_\_

pit

\_\_\_\_\_  
\_\_\_\_\_  
\_\_\_\_\_

tap

\_\_\_\_\_  
\_\_\_\_\_  
\_\_\_\_\_

red

\_\_\_\_\_  
\_\_\_\_\_  
\_\_\_\_\_

pop

\_\_\_\_\_  
\_\_\_\_\_  
\_\_\_\_\_


cat

\_\_\_\_\_  
\_\_\_\_\_  
\_\_\_\_\_

fin

\_\_\_\_\_  
\_\_\_\_\_  
\_\_\_\_\_

Name: \_\_\_\_\_



# Let's Write!

Directions: Write about what you like to do in the summer. You can use the word bank for ideas. Draw a picture in the box.

swim friends

play camp

park picnic


slide outside

pool vacation



Handwriting practice lines consisting of five sets of three horizontal lines: a solid top line, a dashed middle line, and a solid bottom line.

Name: \_\_\_\_\_



# Let's Write!

Directions: Write about what you like to do on the Fourth of July. You can use the word bank for ideas. Draw a picture in the box.

parade

red


candy

white

flag

blue

fireworks



Handwriting practice lines consisting of four sets of horizontal lines. Each set includes a solid top line, a dashed middle line, and a solid bottom line.